

Expenditure Budget

Account Categories	A Budget	B Expenditures	C (A - B) Variance	D (B / A) Expenditure %
■ I Undergraduate Day Program	48,559,190	47,767,726 *	791,464	98%
■ II Graduate Programs	2,534,442	2,479,704 *	54,738	98%
■ III CE Programs	2,839,194	3,114,350 *	-275,156	110%
■ IV Housing Programs	15,287,573	14,667,723 *	619,850	96%
■ V Other Programs & Accounts	23,956,471	22,575,765 *	1,380,706	94%
Expenditure information -	93,176,870	90,605,269	2,571,601	97%

Page 5 of supplemental report

Chart *

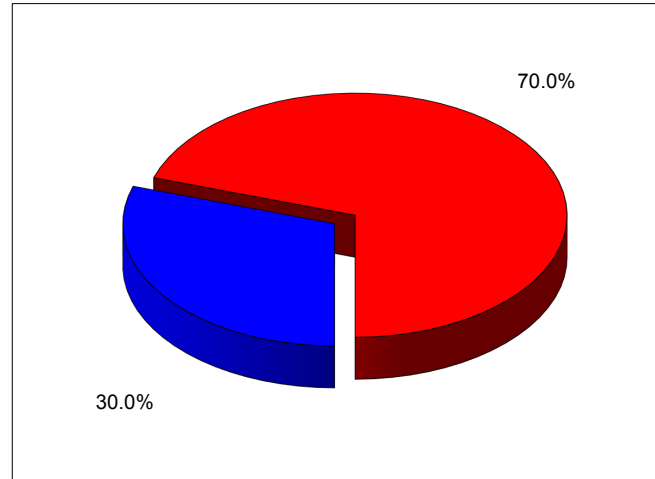
Revenue Budget

Account Categories	A Budget	B Revenue	C (A - B) Variance	D (B / A) Revenue %
I Undergraduate Day Program	48,559,599	48,975,193	-415,594	101%
II Graduate Programs	2,897,926	2,525,853	372,073	87%
III P C E Programs	2,841,950	2,809,712	32,238	99%
IV Housing Programs	14,986,639	14,511,409	475,230	97%
V Other Programs & Accounts	23,600,471	22,801,153	799,318	97%
Revenue information -	92,886,585	91,623,321	1,263,264	99%

Page 6 of supplemental report

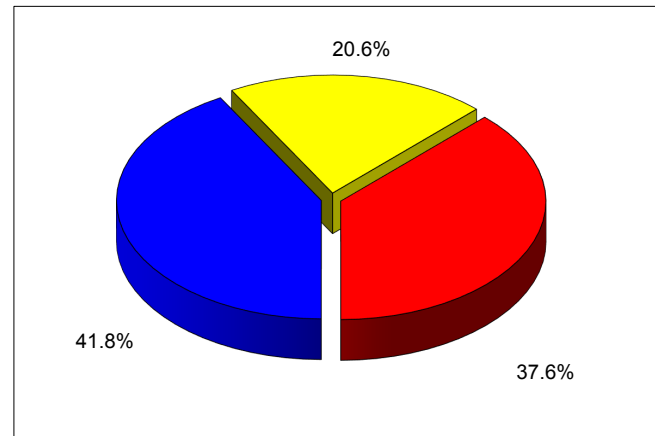
State & Local Funds
College Expenditures - Percentage

State Maintenance	19,965,546
State - Building Repair Fund	76,500
State - Building Repair - South Hall	7,074,304
State - Energy Demand Program	4,022
State - Mass Rehab ADA Assistance	41,681
<hr/>	
■ State Appropriations	27,162,052
■ MCA Local Expenditures (including internal transfers)	63,443,216
Total College Expenditures	90,605,269



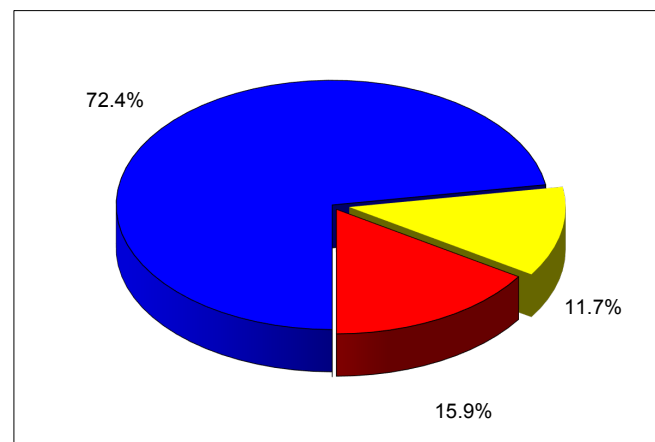
MassArt Undergraduate Expenditures
Components of Program - Percentage

■ State Maintenance	19,965,546
■ Tuition Retention Net of 780M in Scholarships & 355k in TW	9,846,672
■ Campus Support Trust	17,955,508
Total Undergraduate Expenditures	47,767,726



Campus Support Trust Revenue
Components of Revenue Sources - Percentage

■ Campus Support Fee Revenue Less - Transfer to Scholarship Accl	19,785,195 (5,910,000)
■ Support & Transfers From Grad, CE & Foundation	2,235,100
■ Other Fees & Misc Revenue	3,052,680
Total CST Revenue	19,162,975



FY2019 Budget

Account Categories	A	B	C (A - B)
	Revenue Budget	Expenditure Budget	Estimated Rev - Exp
I Undergraduate Day Program	48,559,599	48,559,190	409
II Graduate Programs	2,897,926	2,534,442	363,484
III CE Programs	2,841,950	2,839,194	2,756
IV Housing Programs	14,986,639	15,287,573	-300,934
V Other Programs & Accounts	23,600,471	23,956,471	-356,000
	92,886,585	93,176,870	-290,285

FY2019 Actuals

Account Categories	A	B	C (A - B)
	Revenue	Expenditures	Rev - Exp
I Undergraduate Day Program	48,975,193	47,767,726	1,207,467
II Graduate Programs	2,525,853	2,479,704	46,149
III CE Programs	2,809,712	3,114,350	-304,638
IV Housing Programs	14,511,409	14,667,723	-156,314
V Other Programs & Accounts	22,801,153	22,575,765	225,388
	91,623,321	90,605,269	1,018,053

Percentage Actual / Budget 98.6% 97.2%

Fund Balance

Account Categories	A	B	C (A + B)
	Beginning Fund Balance	Current Year Summary	Current Fund Balance
I Undergraduate Day Program	8,703,603	1,207,467	9,911,070
II Graduate Programs	1,032,272	46,149	1,078,421
III CE Programs	-505,062	-304,638	-809,700
IV Housing Programs	3,378,313	-156,314	3,221,999
V Other Programs & Accounts	3,282,918	225,388	3,508,307
	15,892,044	1,018,053	16,910,097

Fund Balance information -
 Page 7 of supplemental report

Massachusetts College of Art & Design
Fiscal Year 2019 Program Summary
July 1, 2018 - June 30, 2019

	A	B	C (A - B)	D (B / A)	E
	Budget	Actual	Variance	% of Budget	Fund Balance
<u>I. Undergraduate Day Program</u>					
Revenues	48,559,599	48,975,193	-415,594	101%	
Expenditures	48,559,190	47,767,726	791,464	98%	
Net Rev - Exp	409	1,207,467			
Fund Balance - Beginning of Year					8,703,603
Current Year					1,207,467
Current Fund Balance					9,911,070
<u>II. Graduate Programs</u>					
Revenues	2,897,926	2,525,853	372,073	87%	
Expenditures	2,534,442	2,479,704	54,738	98%	
Net Rev - Exp	363,484	46,149			
Fund Balance - Beginning of Year					1,032,272
Current Year					46,149
Current Fund Balance					1,078,421
<u>III. CE Programs</u>					
Revenues	2,841,950	2,809,712	32,238	99%	
Expenditures	2,839,194	3,114,350	-275,156	110%	
Net Rev - Exp	2,756	-304,638			
Fund Balance - Beginning of Year					-505,062
Current Year					-304,638
Current Fund Balance					-809,700
<u>IV. Housing Programs</u>					
Revenues	14,986,639	14,511,409	475,230	97%	
Expenditures	15,287,573	14,667,723	619,850	96%	
Net Rev - Exp	-300,934	-156,314			
Fund Balance - Beginning of Year					3,378,313
Current Year					-156,314
Current Fund Balance					3,221,999
<u>V. Other Programs & Accounts</u>					
Revenues	23,600,471	22,801,153	799,318	97%	
Expenditures	23,956,471	22,575,765	1,380,706	94%	
Net Rev - Exp	-356,000	225,388			
Fund Balance - Beginning of Year					3,282,918
Current Year					225,388
Current Fund Balance					3,508,307

Massachusetts College of Art & Design
Fiscal Year 2019 Expenditure Budget
July 1, 2018 - June 30, 2019

	A	B	C (A - B)	D (B / A)
	Expenditure Budget	Expenditures	Budget Variance	% of Budget Expended
<u>I. Undergraduate Day Program</u>				
SMA - State Maintenance	19,965,559	19,965,546	13	100%
TUI - Tuition Retention	10,242,490	9,846,672	395,818	96%
CST - Campus Support Trust	18,351,141	17,955,508	395,633	98%
*	48,559,190	47,767,726	791,464	98%
<u>II. Graduate Programs</u>				
PCG - Master's Programs	2,534,442	2,479,704	54,738	98%
	2,534,442	2,479,704	54,738	98%
<u>III. CE Programs</u>				
PCE - Programs of Continuing Education	2,839,194	3,114,350	-275,156	110%
	2,839,194	3,114,350	-275,156	110%
<u>IV. Housing Programs</u>				
DOB - Dorm Dining	1,958,652	1,916,081	42,571	98%
DOF - Dorm Activity	14,320	13,551	769	95%
DOR - Dormitory	2,514,601	2,256,220	258,381	90%
DRT - Dorm - Artist Residence	4,500,000	4,303,374	196,626	96%
DTH - Dorm - Tree House	6,300,000	6,178,497	121,503	98%
	15,287,573	14,667,723	619,850	96%
<u>V. Other Programs & Accounts</u>				
BRF - State - Building Repair Fund	157,075	76,500	80,575	49%
BRS - State - Building Repair - South Hall	7,074,304	7,074,304	0	100%
EDR - State - Energy Demand Program	2,379	4,022	-1,643	169%
MRA - State - Mass Rehab ADA Assistance	104,290	41,681	62,609	40%
ASA - Art School Associates	1,000	2,000	-1,000	200%
BND - Bonds FF&E Acquisitions	727,480	378,059	349,421	52%
ECS - Events & College Space Activities **	265,415	209,205	56,210	79%
EMS - Educational Materials & Supplies	60,000	37,615	22,385	63%
INS - Student Health Insurance	500,000	628,231	-128,231	126%
RES - Contingency Reserve Trust	0	0	0	0%
SAA - Student Activities Account	200,000	231,307	-31,307	116%
SGA - Student Government	210,000	210,916	-916	100%
FDA - Gallery Project **	5,554,528	5,554,592	-64	100%
RF28 - Academic Activities, Grants & Projects **	500,000	698,530	-198,530	140%
RF56 - Scholarship Accounts **	8,600,000	7,428,804	1,171,196	86%
	23,956,471	22,575,765	1,380,706	94%

<u>Expenditure Budget Total</u>	93,176,870	90,605,269	2,571,601	97%
--	-------------------	-------------------	------------------	------------

* Undergraduate Day Program - Departmental Budget & Expenditures pages 8, 9 & 10

** Additional information on Account Activity - pages 11 & 12 Scholarships - page 12

Massachusetts College of Art & Design
Fiscal Year 2019 Revenue Budget
July 1, 2018 - June 30, 2019

	A	B	C (A - B)	D (B / A)
	Revenue Budget	Revenue	Variance (Exceeds R B)	% of Budget Received
<u>I. Undergraduate Day Program</u>				
SMA - State Maintenance	19,965,559	19,965,546	13	100%
TUI - Tuition Retention	10,242,490	9,846,672	395,818	96%
CST - Campus Support Trust	18,351,550	19,162,975	(811,425)	104%
	48,559,599	48,975,193	(415,594)	101%
<u>II. Graduate Programs</u>				
PCG - Master's Programs	2,897,926	2,525,853	372,073	87%
	2,897,926	2,525,853	372,073	87%
<u>III. CE Programs</u>				
PCE - Programs of Continuing Education	2,841,950	2,809,712	32,238	99%
	2,841,950	2,809,712	32,238	99%
<u>IV. Housing Programs</u>				
DOB - Dorm Dining	1,958,652	1,916,081	42,571	98%
DOF - Dorm Activity	14,320	12,880	1,440	90%
DOR - Dormitory	2,386,177	2,254,573	131,604	94%
DRT - Dorm - Artist Residence	4,456,140	4,218,931	237,209	95%
DTH - Dorm - Tree House	6,171,350	6,108,945	62,405	99%
	14,986,639	14,511,409	475,230	97%
<u>V. Other Programs & Accounts</u>				
BRF - State - Building Repair Fund	157,075	76,500	80,575	49%
BRS - State - Building Repair - South Hall	7,074,304	7,074,304	0	100%
EDR - State - Energy Demand Program	2,379	4,022	(1,643)	169%
MRA - State - Mass Rehab ADA Assistance	104,290	41,681	62,609	40%
ASA - Art School Associates	1,000	5,151	(4,151)	N/A
BND - Bonds FF&E Acquisitions	727,480	378,059	349,421	52%
ECS - Events & College Space Activities **	265,415	209,526	55,889	79%
EMS - Educational Materials & Supplies	60,000	37,615	22,385	63%
INS - Student Health Insurance	500,000	628,231	(128,231)	126%
RES - Contingency Reserve Trust	90,000	582,474	(492,474)	N/A
SAA - Student Activities Account	200,000	227,998	(27,998)	114%
SGA - Student Government	210,000	221,149	(11,149)	105%
FDA - Gallery Project **	5,108,528	5,108,202	326	100%
RF28 - Academic Activities, Grants & Projects **	500,000	773,629	(273,629)	155%
RF56 - Scholarship Accounts **	8,600,000	7,432,613	1,167,387	86%
	23,600,471	22,801,153	799,318	97%

<u>Revenue Budget Total</u>	92,886,585	91,623,321	1,263,264	99%
------------------------------------	-------------------	-------------------	------------------	------------

If (Variance in brackets), the amount of actual revenue that exceeds the fiscal year budget

** Additional information on Account Activity - pages 11 & 12 Scholarships - page 12

Massachusetts College of Art & Design
Fiscal Year 2019 Fund Balances
July 1, 2018 - June 30, 2019

	A	B	C	D (B - C)	E (A + D)
	Beginning Balance	Revenue	Expenditures	Current Year	Fund Balance
<u>I. Undergraduate Day Program</u>					
SMA - State Maintenance Appropriation	0	19,965,546	19,965,546	0	N/A
TUI - Tuition Retention	0	9,846,672	9,846,672	0	0
CST - Campus Support Trust	8,703,603	19,162,975	17,955,508	1,207,467	9,911,070
	8,703,603	48,975,193	47,767,726	1,207,467	9,911,070
<u>II. Graduate Programs</u>					
PCG - Master's Programs	1,032,272	2,525,853	2,479,704	46,149	1,078,421
	1,032,272	2,525,853	2,479,704	46,149	1,078,421
<u>III. CE Programs</u>					
PCE - Programs of Continuing Education	-505,062	2,809,712	3,114,350	-304,638	-809,700
	-505,062	2,809,712	3,114,350	-304,638	-809,700
<u>IV. Housing Programs</u>					
DOB - Dorm Dining	0	1,916,081	1,916,081	0	0
DOF - Dorm Activity	34,254	12,880	13,551	-671	33,583
DOR - Dormitory	64,137	2,254,573	2,256,220	-1,647	62,489
DRT - Dorm - Artist Residence	2,236,338	4,218,931	4,303,374	-84,443	2,151,896
DTH - Dorm - Tree House	1,043,584	6,108,945	6,178,497	-69,553	974,031
	3,378,313	14,511,409	14,667,723	-156,314	3,221,999
<u>V. Other Programs & Accounts</u>					
BRF - State - Building Repair Fund	0	76,500	76,500	0	0
BRS - State - Building Repair - South Hall	0	7,074,304	7,074,304	0	0
EDR - State - Energy Demand Program	0	4,022	4,022	0	0
MRA - State - Mass Rehab ADA Assistance	0	41,681	41,681	0	0
ASA - Art School Associates	257,708	5,151	2,000	3,151	260,860
BND - Bonds FF&E Acquisitions	0	378,059	378,059	0	0
ECS - Events & College Space Activities	41,737	209,526	209,205	321	42,058
EMS - Educational Materials & Supplies	0	37,615	37,615	0	0
INS - Student Health Insurance	0	628,231	628,231	0	0
PAS - MassArt Made	-328,493			0	-328,493
RES - Contingency Reserve Trust	2,444,585	582,474	0	582,474	3,027,060
SAA - Student Activities Account	-49,345	227,998	231,307	-3,309	-52,654
SGA - Student Government	97,662	221,149	210,916	10,233	107,896
FDA - Gallery Project **	0	5,108,202	5,554,592	-446,390	-446,390
RF28 - Academic Activities, Grants & Projects **	429,166	773,629	698,530	75,099	504,264
RF56 - Scholarship Accounts **	389,898	7,432,613	7,428,804	3,808	393,706
	3,282,918	22,801,153	22,575,765	225,388	3,508,307
<u>Fund Balance Total</u>	15,892,044	91,623,321	90,605,269	1,018,053	16,910,097

** Additional information on Account Activity - pages 11 & 12 Scholarships - page 12

Fiscal Year 2019 Undergraduate Day Program - Department Budgets

July 1, 2018 - June 30, 2019

	A	B	C	D
	Expenditure Budget	Expenditures	(A - B) Budget Variance	(B / A) % of Budget Expended
<u>Academic Affairs - Instructional Depts</u>				
4000 - Undergraduate Studies	2,500,000	2,575,030	-75,030	103%
4100 - Art Education	33,640	26,262	7,378	78%
4200 - Studio Foundation	120,640	106,548	14,092	88%
4330 - Art History	14,326	12,845	1,481	90%
4360 - Liberal Arts	17,784	18,903	-1,119	106%
4400 - Communications Design	10,400	10,684	-284	103%
4420 - Animation	124,800	124,199	601	100%
4440 - Graphic Design	31,616	30,505	1,111	96%
4460 - Illustration	52,280	52,001	279	99%
4500 - Environmental Design	33,500	35,499	-1,999	106%
4530 - Architecture	17,388	15,041	2,347	87%
4550 - Fashion	43,126	54,953	-11,827	127%
4551 - Fashion - Senoir Show	96,800	95,422	1,378	99%
4570 - Industrial Design	23,020	14,743	8,277	64%
4600 - Fine Arts 2D	12,428	14,463	-2,035	116%
4640 - Painting	18,460	19,091	-631	103%
4680 - Printmaking	36,400	29,738	6,662	82%
4700 - Fine Arts 3D	23,384	24,215	-831	104%
4710 - Ceramics	38,469	39,055	-586	102%
4720 - Fibers	19,760	19,914	-154	101%
4730 - Glass	60,788	53,832	6,956	89%
4740 - Jewelry & Metalsmithing	28,750	29,205	-455	102%
4750 - Sculpture	52,710	52,680	30	100%
4760 - Woodshop	27,000	25,707	1,293	95%
4810 - Film	70,148	82,852	-12,704	118%
4820 - Photo	123,618	130,561	-6,943	106%
4830 - SIM	98,800	102,028	-3,228	103%
4840 - Video	71,630	71,215	415	99%
<u>Academic Affairs - Support Departments</u>				
3000 - V.P. Academic Affairs	141,505	163,147	-21,642	115%
3010 - Adderley Lecture Series	21,100	12,403	8,697	59%
3015 - Sustainability Curriculum Project	6,000	4,665	1,335	78%
3040 - Departmental Academic Technology	290,000	261,389	28,611	90%
3050 - Academic Compass Program	17,680	19,528	-1,848	110%
3070 - Center For Art & Community	30,000	42,958	-12,958	143%
3090 - Academic Support Specialist	164,013	150,335	13,678	92%
3100 - Registrar	12,000	8,841	3,159	74%
3400 - Curatorial Programs & Professional Galleries	164,000	139,093	24,907	85%
3425 - President's Gallery	8,840	4,910	3,930	56%
3600 - Library	257,400	259,780	-2,380	101%
3620 - Records Management	15,550	16,038	-488	103%
3800 - Design & Media Academic Center	26,250	27,201	-951	104%

Fiscal Year 2019 Undergraduate Day Program - Department Budgets

July 1, 2018 - June 30, 2019

	A	B	C	D
			(A - B)	(B / A)
	Expenditure Budget	Expenditures	Budget Variance	% of Budget Expended
<u>Student Development Departments</u>				
2000 - V.P. Student Development	25,062	25,303	-241	101%
2015 - Leadership	3,870	3,732	138	96%
2040 - Multicultural Programs	9,609	10,622	-1,013	111%
2045 - Volunteer	4,400	4,673	-273	106%
2050 - Commencement Activities	138,725	138,563	162	100%
2060 - College Events	47,900	39,022	8,878	81%
2100 - Career Services	29,979	38,953	-8,974	130%
2200 - Campus Center	25,996	38,890	-12,894	150%
2250 - Wellness Center	198,450	257,527	-59,077	130%
2300 - Student Activities	17,562	18,559	-997	106%
2320 - Student Activities - MAC Board	11,355	11,209	146	99%
2350 - Transition & Commuter	72,422	75,695	-3,273	105%
2360 - Dean of Students	8,758	8,959	-201	102%
2400 - Health Services	192,729	180,132	12,597	93%
2450 - Counseling Services	81,676	85,328	-3,652	104%
2600 - Public Safety	208,884	182,926	25,958	88%
2620 - WIT Parking	185,000	203,312	-18,312	110%
2700 - International Education	16,958	14,339	2,619	85%
2711 - Int Travel Prog I -	70,426	73,942	-3,516	105%
2712 - Int Travel Prog II -	61,884	48,199	13,685	78%
2713 - Int Travel Prog III -	74,744	53,240	21,504	71%
2714 - Int Travel Prog IV -	66,054	0	66,054	0%
2715 - Int Travel Prog V -	57,962	2,250	55,712	4%
2716 - Int Travel Prog VI -	59,848	37,766	22,082	63%
2717 - Int Travel Prog VII -	74,774	46,543	28,231	62%
2740 - AICAD - Off Campus Program	36,400	0	36,400	0%
<u>President's Departments</u>				
1000 - Office of the President	188,212	170,496	17,716	91%
1050 - Community Initiatives	12,500	6,800	5,700	54%
1060 - Legal Fees	125,000	243,921	-118,921	195%
1070 - Strategic Initiatives	245,000	173,326	71,674	71%
1300 - Institution Research	32,000	32,578	-578	102%
1500 - Civil Rights Compliance & Diversity	45,298	53,069	-7,771	117%
1800 - ADA Compliance	71,125	28,211	42,914	40%
<u>Institutional Advancement Departments</u>				
1400 - V.P. Institutional Advancement	51,759	40,636	11,123	79%
1420 - IA - Annual Giving	51,710	59,596	-7,886	115%
1430 - IA - Major Gifts	9,285	878	8,407	9%
1450 - IA - Alumni Relations	88,560	87,099	1,461	98%
1460 - IA - Institutional Support	9,425	4,160	5,265	44%
1470 - IA - Fundraising Events	17,500	16,200	1,300	93%
1200 - Marketing	327,860	251,267	76,593	77%
1220 - Marketing - Website	87,900	87,394	506	99%

Fiscal Year 2019 Undergraduate Day Program - Department Budgets

July 1, 2018 - June 30, 2019

	A	B	C (A - B)	D (B / A)
	Expenditure Budget	Expenditures	Budget Variance	% of Budget Expended
<u>Administration & Finance Departments</u>				
5000 - V.P. Admin & Finance	232,525	273,709	-41,184	118%
2090 - Title IX	25,000	20,000	5,000	80%
3300 - Admissions	370,000	404,920	-34,920	109%
3310 - Admissions - Portfolio	10,000	10,304	-304	103%
3350 - Admissions/Catalogue & Marketing	113,000	114,090	-1,089	101%
3370 - Admissions Enrollment Initiative	83,000	69,349	13,651	84%
5100 - Administrative Services	10,000	9,958	42	100%
5110 - Central Services	118,600	107,906	10,694	91%
5120 - Fenway Cash	36,000	42,197	-6,197	117%
5200 - Financial Aid	10,000	7,468	2,532	75%
5300 - Fiscal Affairs	160,000	159,834	166	100%
5400 - Technology - Office of the CIO	109,170	149,077	-39,907	137%
3700 - Academic Technology Service	273,542	236,860	36,682	87%
3740 - Technology Teaching & learning	36,800	29,296	7,504	80%
5440 - Enterprise Systems	464,282	436,747	27,535	94%
5460 - Technology - Infrastructure	547,485	586,228	-38,743	107%
5480 - Technology - Client Services	305,420	426,109	-120,689	140%
5490 - Technology - Printing Services	231,000	223,542	7,458	97%
5600 - Human Resources	120,200	139,617	-19,417	116%
5970 - Colleges Of The Fenway	300,000	349,791	-49,791	117%
6200 - Facilities	864,510	843,561	20,949	98%
<u>Administration & Finance - Other</u>				
6210 - Utilities	1,940,000	2,063,829	-123,829	106%
6240 - Furniture Renewal	75,000	19,863	55,137	26%
6250 - South Hall - Relocation Costs	0	448,240	-448,240	N/A
6300 - Capital Renewal	300,000	349,266	-49,266	116%
6350 - Cafeteria Project - Debt Service	305,000	298,318	6,682	98%
6375 - Kennedy Center Project - Debt Service	852,000	832,517	19,483	98%
6376 - Debt Service Projects	220,000	219,250	750	100%
6377 - Debt Service D&M 5M	397,000	396,750	250	100%
6378 - Debt Service D&M 8M	608,000	606,450	1,550	100%
<u>Payroll & Other Departments</u>				
9966 - Payroll - Temporary Help	85,000	119,891	-34,891	141%
9977 - Estimated State Fringe Benefit Cost	0	0	0	
9988 - Other Payroll Related Costs	750,000	750,726	-726	100%
9999 - State Payroll	30,477,492	29,189,273	1,288,219	96%
0 - Reserve/Contingency	28,600	0	28,600	0%
<u>Operating Account Total</u>	48,559,190	47,767,726	791,464	98%

				A	B	C	D
				(A + B - C)			
				Beginning Balance	Revenue	Expenditures	Account Balance
<u>ECS - Events & College Space</u>							
ECS	4700	Haystacks Event		0	26,257	26,257	0
ECS	5500	College Space		41,737	167,855	167,533	42,058
ECS	5600	HR - Event		0	15,415	15,415	0
<u>Total - Events & College Space</u>				41,737	209,526	209,205	42,058

FDA-6380 Gallery Project

FDA	6380	Gallery Project - Information on Prior Years					
FY2015	Phase 1				1,000,000	1,000,000	
FY2016	Phase 1				1,000,000	1,000,000	
FY2017	Phase 1				1,652,091	1,652,091	
FY2018	Phase 2				2,000,000	2,000,000	
Activity to FY2019					5,652,091	5,652,091	
FDA	6380	Gallery Project - FY2020					
FY2019	Funding from Foundation				5,108,202		
FY2019	Project payment to MSCBA					5,021,528	
FY2019	Debt Service Payment to MSCBA					533,064	
<u>Total - Gallery Project - FY2019</u>				0	5,108,202	5,554,592	-446,390
Gallery Project - Cumulative				0	10,760,293	11,206,683	-446,390

Restricted Projects & Grants

FDA Academic Affairs & Administration

FDA	1400	Institutional Advancement	-36,225	199,080	175,122	-12,267
FDA	1401	Day of Giving	624	1,000	1,000	624
FDA	2027	Student Projects	90	0	90	0
FDA	2070	Student Exhibitions - Off-Campus	7,289	4,500	11,987	-198
FDA	2110	Student Internship Program	13,130	154,859	104,779	63,210
FDA	2120	Non-MA-Res Internship Program	0	10,000	6,000	4,000
FDA	3000	V.P. Academic Affairs	5,530	3,000	7,674	856
FDA	3070	Center for Arts & Community Partnerships	26,616	1,500	30,333	-2,218
FDA	3073	CACP - Surdna Grant	0	26,250	2,479	23,771
FDA	6370	Kennedy Center	0	100,029	57,078	42,952

FDF Faculty

FDF	3015	Sustainability Project	1,277	0	1,058	219
FDF	4301	Nineveh Project	22,857	0	862	21,995
FDF	4401	Design Project	2,387	0	0	2,387
FDF	4420	CD - Animation	1,740	0	0	1,740
FDF	4440	CD - Graphic Advocacy	526	3,638	791	3,373
FDF	4441	CD - Graphic Design	676	0	486	190

	A	B	C	D (A + B - C)
	Beginning Balance	Revenue	Expenditures	Account Balance
<u>FDF Faculty - Continued</u>				
FDF 4460 CD - Illustration	395	0	0	395
FDF 4500 Environmental Design	33,863	0	3,265	30,598
FDF 4551 Fashion Dept/Senior Show	5,553	5,000	3,239	7,314
FDF 4600 Fine Arts 2D	32,142	0	4,204	27,938
FDF 4680 Printmaking	31,859	9,900	12,931	28,828
FDF 4730 Glass	2,680	0	257	2,423
FDF 4740 Jewelry & Metalsmithing	11,358	1,000	1,143	11,215
FDF 4750 Sculpture	2,069	10,000	11,397	673
FDF 4820 Photo	440	0	204	236
FDF 4830 SIM	1,640	0	300	1,340
<u>FDL Library</u>				
FDL 3601 Godine-General	17,662	1,000	6,960	11,702
FDL 3603 Godine-Lyons Collection	369	0	0	369
<u>FDX & FDV Curatorial</u>				
FDV 3502 Vis Art-Gallery Education	53,893	1,200	31,309	23,784
FDX 3401 EXH-Discretionary	-2,280	0	0	-2,280
<u>GCE Grad & Continuing Educ</u>				
GCE 7905 GCE-Artward Bound	183,666	241,672	223,584	201,754
GCE 7906 GCE-Nuckolls Grant	7,341	0	0	7,341
<u>Total - Projects & Grants</u>	429,166	773,629	698,530	504,264

<u>Awards, Scholarships & Endowments</u>				
CES 7600 CE K-12 Scholarships	45,021	74,190	71,615	47,596
FDD 5250 Scholarship Damon/Levy	47,908	78,660	75,666	50,902
FDS 1400 Foundation Commencement Awards	20,749	46,456	51,197	16,008
FDS 4000 Academic Scholarships	1,980	187,782	178,462	11,300
FTS 3020 Endow Interest for Academic Travel Scholar	13,063	69,096	78,060	4,099
GSP 7200 Graduate Scholarship Programs	0	140,290	140,290	0
MSF 5250 Financial Aid - College Scholarships, Federal Matching & Fee Waivers	206,826	6,834,935	6,832,559	209,202
SCH 5980 MassArt Held Endowments	29,283	585	444	29,424
SCH 5980 MassArt State Held Endowments	25,068	619	511	25,176
<u>Total - Scholarships</u>	389,898	7,432,613	7,428,804	393,706

Massachusetts College of Art & Design
Fiscal Year 2019 Other Financial Activity
July 1, 2018 - June 30, 2019

	Amount	Federal	State	MassArt *	Other
<u>Federal & State Financial Aid Programs</u>					
BHE FA Misc Programs	161,212		161,212		
College Work Study	165,427	88,712		76,715	
Mass Higher Educ Scholarships	379,400		379,400		
No Interest Loan Program	30,000		30,000		
Pell Grants	2,517,986	2,517,986			
Perkins Loan	0				0
Part Time Student Grants	6,000		6,000		
SEOG	125,728	96,056		29,672	
Tuition Cash Grants	211,108		211,108		
	3,596,861	2,702,754	787,720	106,387	0
<u>Federal Direct Loan Programs</u>					
Direct Loan Plus	3,418,336	3,418,336			
Direct Loan Stafford	3,920,781	3,920,781			
Direct Loan Unsub Stafford	4,529,581	4,529,581			
	11,868,698	11,868,698			
<u>Other Loan Programs</u>					
Alternative Third Party Loans	4,608,804				
	4,608,804				
<u>Outside Student Scholarships</u>					
	695,970				
	695,970				
<u>State Waivers</u>					
Reduction of Tuition Retention Revenue					
State Tuition Waivers - Programs	355,377				
	355,377				
<u>State Fringe</u>					
State Fringe Benefits - indirect funding & cost	9,842,370				
	9,842,370				
<u>Grad & CE Waivers</u>					
Reduction Graduate Tuition Revenue	50,505				
Reduction of PCE Tuition Revenue	195,579				
	246,084				
<u>Joslin Loan Program</u>					
	0				
<u>Other Activity Total</u>		31,214,164			

<< Year End Calculation FY2019 Rate 34.89% of AA

* MassArt Federal Matching of Financial Aid is included in the MassArt Scholarship Account

Account Categories		Expenditures
I	Undergraduate Day Program	47,767,726
II	Graduate Programs	2,479,704
III	CE Programs	3,114,350
IV	Housing Programs	14,667,723
V	Other Programs & Accounts	22,575,765
Sub Total - Direct Expenditures		90,605,269
Plus - Fringe Benefits - Indirect State - Undergraduate Program		9,842,370
Total MassArt Expenditures		100,447,638

Departmental Expenditure Summary Including Payroll & Fringe Distribution

1000 's Series

1000	OFFICE OF THE PRESIDENT	1,076,014	
1050	COMMUNITY INITIATIVES	6,800	
1060	LEGAL FEES	243,921	
1070	STRATEGIC INITIATIVES	173,326	
1200	MARKETING	599,008	
1220	MARKETING WEBSITE	87,394	
1300	INSTITUTIONAL RESEARCH	266,580	
1400	VP INSTITUTIONAL ADVANCEMENT	1,629,329	
1401	DAY OF GIVING	1,000	
1420	IA - INDIVIDUAL GIVING	59,596	
1430	IA - MAJOR GIFTS	878	
1450	IA - ALUMNI RELATIONS	87,099	
1460	IA - INSTITUTIONAL SUPPORT	4,160	
1470	SPECIAL RECEPTIONS	16,200	
1500	CIVIL RIGHTS COMPL & DIV	387,567	
1800	ADA COMPLIANCE	69,892	
1900	ART SCHOOL ASSOC	2,000	
Sub-Total			4,710,762

2000 's Series

2000	STUDENT DEVELOPMENT	533,904
2015	LEADERSHIP	3,732
2027	STUD.SVC-STUDENT PROJECTS	90
2040	MULTICULTURAL PROGRAMS	10,622
2045	VOLUNTEER	4,673
2050	COMMENCEMENT ACTIVITIES	138,563
2060	COLLEGE EVENTS	193,896
2070	OFF-CAMPUS STUDENT EXHIBITIONS	11,987
2090	TITLE IX	20,000
2100	CAREER SERVICES	267,057
2110	STUDENT INTERNSHIP PROGRAM	104,779
2120	NON-MA-RES-INTERNSHIP PROG	6,000

Massachusetts College of Art & Design
Fiscal Year 2019 Departmental Expenditure Summary
July 1, 2018 - June 30, 2019

2000 's Series +

2200	CAMPUS CENTER	38,890
2250	WELLNESS CENTER	257,527
2300	STUDENT ACTIVITES	305,697
2310	SAF/HOLIDAY SALE ACTV.	60,467
2320	STUDENT ACTIVITIES - MAC BOARD	11,209
2350	TRANSITION PROGRAMS	163,060
2360	DEAN OF STUDENTS	8,959
2400	HEALTH SERVICES	180,132
2430	INSURANCE - STATE	765,743
2450	COUNSELING SERVICES	486,952
2500	HOUSING - DORMITORY	3,315,252
2530	HOUSING - OTHER	1,289,600
2560	HOUSING - ARTIST RESIDENCE	4,303,374
2580	HOUSING - TREEHOUSE	6,178,497
2600	PUBLIC SAFETY	2,728,822
2620	WIT - PARKING	203,312
2700	INTERNATIONAL EDUCATION	263,338
2721	THRU 2729 - INT TRAVEL PROGRAMS	261,941
2740	AICAD OFF-CAMPUS PROGRAM	0
2900	THRU 2999 - SGA - CLUBS & DEPTS	210,916

Sub-Total

22,328,993

3000 's Series

3000	VP ACADEMIC AFFAIRS	1,329,177
3010	ADDERLEY LECTURE SERIES	12,403
3015	SUSTAINABILITY CURR PROJECT	5,722
3020	ENDOW.INT FOR ACADEMIC	7,510
3040	DEPT ACADEMIC TECHNOLOGY	261,389
3050	ACADEMIC COMPASS PROGRAM	19,528
3073	CACP - Surdna Foundation Grant	2,479
3070	CENTER FOR ART & COMMUNITY	404,188
3090	ACADEMIC SUPPORT SPECIALIST	618,921
3100	REGISTRAR	381,712
3300	ADMISSIONS	1,749,082
3310	PORTFOLIO ACTIVITIES	10,304
3350	ADMISSIONS - CATALOGUE & MARKETING	114,090
3370	ADMISSIONS ENROLL INITIATIVE	69,349
3400	CURATORIAL	680,449
3425	PRESIDENT'S GALLERY	4,910
3502	GALLERY EDUCATION	31,309
3600	LIBRARY	1,268,376
3601	GODINE-GENERAL	6,960
3620	RECORDS MANAGEMENT	16,038
3700	ACADEMIC TECHNOLOGY SERVICES	642,496
3740	TECH FOR TEACHING & LEARNING	188,710
3800	DESIGN & MEDIA CENTER	405,260

Sub-Total

8,230,361

Massachusetts College of Art & Design
Fiscal Year 2019 Departmental Expenditure Summary
July 1, 2018 - June 30, 2019

4000 's Series

4000	UNDERGRADUATE STUDIES - Allocation out of 2.6m	0	
4100	ART EDUCATION	987,780	
4200	STUDIO FOUNDATION	2,561,929	
4300	CRITICAL STUDIES	80,703	
4301	NINEVEH	862	
4330	CS - ART HISTORY	1,532,236	
4360	CS - LIBERAL ARTS	2,144,831	
4400	COMMUNICATIONS DESIGN	135,661	
4420	CDESIGN - ANIMATION	1,460,584	
4440	CDESIGN - GRAPHIC DESIGN	1,147,166	
4441	CDESIGN - GRAPHIC DESIGN-2	486	
4460	CDESIGN - ILLUSTRATION	1,609,283	
4500	ENVIRONMENTAL DESIGN	135,014	
4530	EDESIGN - ARCHITECTURE	584,387	
4550	EDESIGN - FASHION	935,599	
4551	FASHION DEPT/SENIOR SHOW	98,661	
4570	EDESIGN - INDUSTRIAL	578,770	
4600	FINE ARTS 2D	323,227	
4640	PAINTING	936,770	
4680	PRINTMAKING	338,312	
4700	FINE ARTS 3D	660,166	
4710	CERAMICS	496,361	
4720	FIBERS	362,126	
4730	GLASS	304,866	
4740	JEWELRY & METALSMITHING	243,357	
4750	SCULPTURE	659,340	
4760	WOODSHOP	239,033	
4800	MEDIA & PERFORMING ARTS	0	
4810	FILM	827,599	
4820	PHOTO	1,075,201	
4830	SIM	827,124	
4840	VIDEO	185,111	
	Sub-Total		21,472,544

5000 's Series

5000	VP ADMIN & FINANCE	794,703	
5100	ADMINISTRATIVE SERVICES	436,982	
5110	CENTRAL SERVICES	265,545	
5120	FENWAY CASH	42,197	
5200	FINANCIAL AID	396,521	
5250	F/A SCH.ASSIST. & MATCH	108,990	
5300	FISCAL AFFAIRS	1,125,126	
5400	TECHNOLOGY - OFFICE OF THE CIO	754,649	
5440	TECHNOLOGY - ENTERPRISE SYSTEMS	757,625	
5450	TECHNOLOGY - Allocation out to other area	(419,000)	
5460	TECHNOLOGY - INFRASTRUCTURE	824,460	
5480	TECHNOLOGY - SUPPORT SERVICES	723,692	
5490	TECHNOLOGY - PRINTING SERVICES	223,542	
5500	EVENTS PLANNING	167,533	
5600	HUMAN RESOURCES	719,069	
5970	COLLEGE OF THE FENWAY	349,791	
5980	G/L SCH/ENDOW	955	
	Sub-Total		7,272,382

Massachusetts College of Art & Design
Fiscal Year 2019 Departmental Expenditure Summary
July 1, 2018 - June 30, 2019

6000 's Series

6200	FACILITIES	4,604,292	
6210	UTILITIES/FACILITIES	2,067,851	
6240	FURNITURE RENEWALS	19,863	
6250	SOUTH HALL - RELOCATION COSTS	448,240	
6300	CAPITAL RENEWAL	7,500,070	
6350	CAFERTIA - DEBT SERVICE	298,318	
6370	KENNEDY CENTER PROJECT	57,078	
6375	KENNEDY CENTER PROJECT - DS	832,517	
6376	DEBT SERVICE PROJECTS 3M	219,250	
6377	DEBT SERVICE - D&M 5M	396,750	
6378	DEBT SERVICE - D&M 8M	606,450	
6380	CTR CONTEMP ART PROJECT	5,554,592	
	Sub-Total		22,605,270

7000 's Series

7000	PCE ADMINISTRATIVE	0	
7100	CE PROGRAM	1,862,470	
7200	MFA PROGRAM	1,321,318	
7260	MFA - LOW RES BOSTON PROGRAM	300,443	
7300	MSAE PROGRAM	202,667	
7340	MDES PROGRAM	169,497	
7360	M-ARC	351,253	
7410	CERTIFICATE PROGRAM	271,285	
7460	ART NEW ENGLAND PROGRAM	300,703	
7510	PRE-SEMESTER PROG.	7,214	
7610	SUMMER STUDIOS PROGRAM	520,942	
7630	SATURDAY STUDIOS PROGRAM	73,152	
7640	AFTER SCHOOL STUDIOS PROG	20,129	
7650	ARTWARD BOUND - HS PROGRAM	55,470	
7905	GCE - ARTWARD BOUND	223,584	
	Sub-Total		5,680,126

Other - Depts

9966	PAYROLL - TEMPORARY HELP	119,891	
9977	FRINGE BENEFIT COST - Allocation out of 9.8m	0	
9988	OTHER PAYROLL RELATED COSTS	767,159	
9999	STATE PAYROLL ORGN - Allocation out of 29.2m	0	
FACY	FINANCIAL AID - COLLEGE SUPPORT	7,260,152	
	Sub-Total		8,147,201

Grand Total	100,447,638	100,447,638
--------------------	-------------	-------------
