

**Expenditure Budget**

Account Categories	A Budget	B Expenditures	C (A - B) Variance	D (B / A) Expenditure %	E % Projected
I Undergraduate Day Program	43,386,073	<b>43,513,099</b> *	-127,026	100%	100%
II Graduate Programs	2,175,902	<b>2,297,706</b> *	-121,804	106%	100%
III CE Programs	2,835,415	<b>2,887,034</b> *	-51,619	102%	100%
IV Housing Programs	12,926,474	<b>12,514,536</b> *	411,938	97%	96%
V Other Programs & Accounts	11,797,179	<b>10,467,424</b> *	1,329,755	89%	83%
Expenditure information - Page 4 of supplemental report	73,121,043	<b>71,679,799</b>	1,441,244	98%	97%

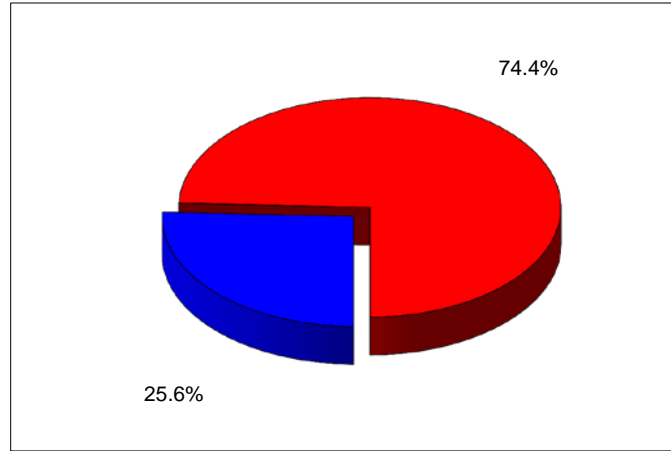
Chart \*

**Revenue Budget**

Account Categories	A Budget	B Revenue	C (A - B) Variance	D (B / A) Revenue %	E % Projected
I Undergraduate Day Program	43,486,504	42,996,717	489,787	99%	100%
II Graduate Programs	2,180,111	2,173,286	6,825	100%	100%
III P C E Programs	2,843,383	2,602,421	240,962	92%	100%
IV Housing Programs	12,595,697	12,716,833	-121,136	101%	100%
V Other Programs & Accounts	11,837,179	10,486,997	1,350,182	89%	83%
Revenue information - Page 5 of supplemental report	72,942,874	70,976,254	1,966,620	97%	97%

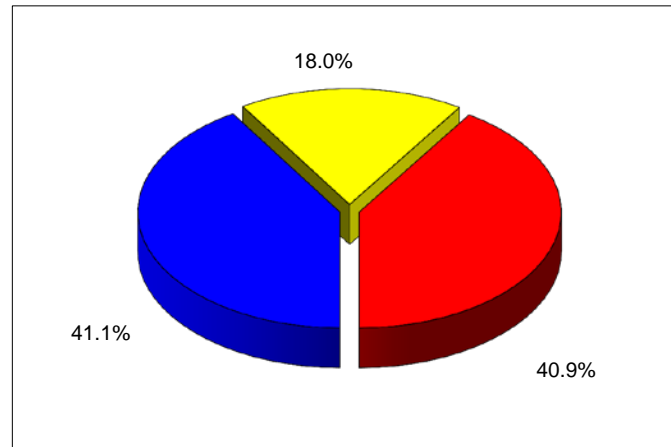
**State & Local Funds  
 College Expenditures - Percentage**

State Maintenance	17,898,905
State - Building Repairs - Roof Project	441,701
State - Energy Demand Response Prog	639
State - Mass Rehab ADA Assistance	22,997
State - Performance Incentive Grant	986
<hr/>	
<span style="color: blue;">■</span> State Appropriations	18,365,228
<span style="color: red;">■</span> MCA Local Expenditures (including internal transfers)	53,314,571
Total College Expenditures	71,679,799



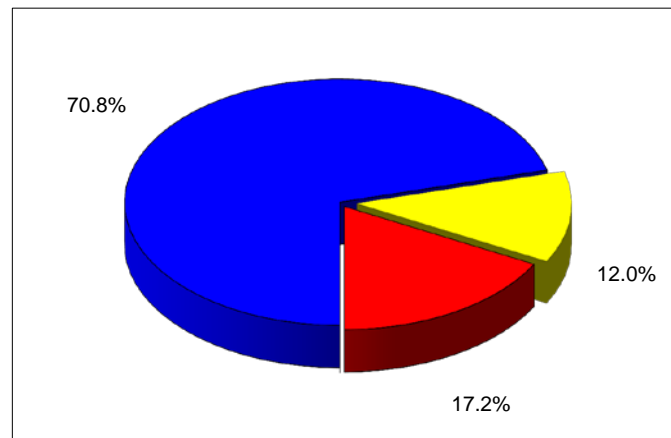
**MassArt Undergraduate Expenditures  
 Components of Program - Percentage**

<span style="color: blue;">■</span> State Maintenance	17,898,905
<span style="color: yellow;">■</span> Tuition Retention Net of 1,090k in Scholarships & 146k in TW	7,846,994
<span style="color: red;">■</span> Campus Support Trust	17,767,200
Total Undergraduate Expenditures	43,513,099



**Campus Support Trust Revenue  
 Components of Revenue Sources - Percentage**

<span style="color: blue;">■</span> Campus Support Fee Revenue Less - Transfer to Scholarship Acct	16,409,925 (4,200,000)
<span style="color: yellow;">■</span> Support & Transfers From Grad, CE & Foundation	2,064,913
<span style="color: red;">■</span> Other Fees & Misc Revenue	2,975,980
Total CST Revenue	17,250,818



**FY2016 Budget**

Account Categories	A	B	C (A - B)
	Revenue Budget	Expenditure Budget	Estimated Rev - Exp
I Undergraduate Day Program	43,486,504	43,386,073	100,431
II Graduate Programs	2,180,111	2,175,902	4,209
III CE Programs	2,843,383	2,835,415	7,968
IV Housing Programs	12,595,697	12,926,474	-330,777
V Other Programs & Accounts	11,837,179	11,797,179	40,000
	<u>72,942,874</u>	<u>73,121,043</u>	<u>-178,169</u>

**Year-To-Date Actual**

Account Categories	A	B	C (A - B)
	Revenue	Expenditures	Rev - Exp
I Undergraduate Day Program	42,996,717	43,513,099	-516,382
II Graduate Programs	2,173,286	2,297,706	-124,420
III CE Programs	2,602,421	2,887,034	-284,613
IV Housing Programs	12,716,833	12,514,536	202,297
V Other Programs & Accounts	10,486,997	10,467,424	19,573
	<u>70,976,254</u>	<u>71,679,799</u>	<u>-703,545</u>
<b>Percentage Actual / Budget</b>	<b>97%</b>	<b>98%</b>	

**Fund Balance**

Account Categories	A	B	C (A + B)
	Beginning Fund Balance	Current Year Summary	Current Fund Balance
I Undergraduate Day Program	10,467,077	-516,382	9,950,695
II Graduate Programs	651,971	-124,420	527,551
III CE Programs	4,845	-284,613	-279,768
IV Housing Programs	3,954,600	202,297	4,156,897
V Other Programs & Accounts	1,928,797	19,573	1,948,370
	<u>17,007,290</u>	<u>-703,545</u>	<u>16,303,745</u>

Massachusetts College of Art & Design  
 Fiscal Year 2016 Expenditure Budget  
 July 1, 2015 - June 30, 2016

	A	B	C (A - B)	D (B / A)	E
	Expenditure Budget	Expenditures	Budget Variance	% of Budget Expended	% Projected
<b><u>I. Undergraduate Day Program</u></b>					
SMA - State Maintenance	17,899,354	17,898,905	449	100%	100%
TUI - Tuition Retention	8,788,900	7,846,994	941,906	89%	100%
CST - Campus Support Trust	16,697,819	17,767,200	-1,069,381	106%	100%
*	43,386,073	43,513,099	-127,026	100%	100%
<b><u>II. Graduate Programs</u></b>					
PCG - Master's Programs	2,175,902	2,297,706	-121,804	106%	100%
	2,175,902	2,297,706	-121,804	106%	100%
<b><u>III. CE Programs</u></b>					
PCE - Programs of Continuing Education	2,835,415	2,887,034	-51,619	102%	100%
	2,835,415	2,887,034	-51,619	102%	100%
<b><u>IV. Housing Programs</u></b>					
DOB - Dorm Dining	1,649,620	1,614,909	34,711	98%	100%
DOF - Dorm Activity	13,200	9,473	3,727	72%	100%
DOR - Dormitory	1,550,000	1,047,604	502,396	68%	68%
DRT - Dorm - Artist Residence	3,700,000	4,035,002	-335,002	109%	100%
DTH - Dorm - Tree House	6,013,654	5,807,548	206,106	97%	100%
	12,926,474	12,514,536	411,938	97%	96%
<b><u>V. Other Programs &amp; Accounts</u></b>					
BRF - State - Building Repairs	118,769	0	118,769	0%	0%
BRM - State - Building Repairs - Roof Project	1,205,410	441,701	763,709	37%	37%
EDR - State - Energy Demand Response Prog	2,000	639	1,361	32%	100%
MRA - State - Mass Rehab ADA Assistance	40,000	22,997	17,003	57%	100%
PIF - State - Performance Incentive Grant	1,000	986	14	99%	100%
ASA - Art School Associates	1,000	0	1,000	0%	0%
BND - Bonds FF&E Acquisitions	2,170,000	975,628	1,194,372	45%	50%
ECS - Events & College Space Activities	64,000	62,172	1,828	97%	100%
EMS - Educational Materials & Supplies	60,000	41,676	18,324	69%	100%
INS - Student Health Insurance	500,000	460,572	39,428	92%	100%
RES - Contingency Reserve Trust	0	0	0	0%	0%
SAA - Student Activities Account	200,000	246,708	-46,708	123%	100%
SGA - Student Government	210,000	254,858	-44,858	121%	100%
NEA - Federal NEA Grant	25,000	25,000	0	100%	100%
RF28 - Academic Activities, Grants & Projects **	1,000,000	1,747,893	-747,893	175%	100%
RF56 - Scholarship Accounts **	6,200,000	6,186,594	13,406	100%	100%
	11,797,179	10,467,424	1,329,755	89%	83%
<b><u>Expenditure Budget Total</u></b>	<b>73,121,043</b>	<b>71,679,799</b>	<b>1,441,244</b>	<b>98%</b>	<b>97%</b>

\* Undergraduate Day Program - Departmental Budget & Expenditures pages 7, 8 & 9

\*\* Additional information on grants - pages 10 & 11 Scholarships - page 11

	A	B	C (A - B)	D (B / A)	E
	Revenue Budget	Revenue	Variance (Exceeds R B)	% of Budget Received	% Projected
<b><u>I. Undergraduate Day Program</u></b>					
SMA - State Maintenance	17,899,354	17,898,905	449	100%	100%
TUI - Tuition Retention	8,788,900	7,846,994	941,906	89%	100%
CST - Campus Support Trust	16,798,250	17,250,818	(452,568)	103%	100%
	43,486,504	42,996,717	489,787	99%	100%
<b><u>II. Graduate Programs</u></b>					
PCG - Master's Programs	2,180,111	2,173,286	6,825	100%	100%
	2,180,111	2,173,286	6,825	100%	100%
<b><u>III. CE Programs</u></b>					
PCE - Programs of Continuing Education	2,843,383	2,602,421	240,962	92%	100%
	2,843,383	2,602,421	240,962	92%	100%
<b><u>IV. Housing Programs</u></b>					
DOB - Dorm Dining	1,649,620	1,614,909	34,711	98%	100%
DOF - Dorm Activity	13,200	11,940	1,260	90%	100%
DOR - Dormitory	1,054,593	1,052,034	2,559	100%	100%
DRT - Dorm - Artist Residence	3,768,370	3,991,320	(222,950)	106%	100%
DTH - Dorm - Tree House	6,109,914	6,046,630	63,284	99%	100%
	12,595,697	12,716,833	(121,136)	101%	100%
<b><u>V. Other Programs &amp; Accounts</u></b>					
BRF - State - Building Repairs	118,769	0	118,769	0%	0%
BRM - State - Building Repairs - Roof Project	1,205,410	441,701	763,709	37%	37%
EDR - State - Energy Demand Response Prog	2,000	639	1,361	32%	100%
MRA - State - Mass Rehab ADA Assistance	40,000	22,997	17,003	57%	100%
PIF - State - Performance Incentive Grant	1,000	986	14	99%	0%
ASA - Art School Associates	1,000	655	345	66%	100%
BND - Bonds FF&E Acquisitions	2,170,000	975,628	1,194,372	45%	50%
ECS - Events & College Space Activities	64,000	54,162	9,838	85%	100%
EMS - Educational Materials & Supplies	60,000	41,676	18,324	69%	100%
INS - Student Health Insurance	500,000	460,572	39,428	92%	100%
RES - Contingency Reserve Trust	40,000	53,734	(13,734)	134%	100%
SAA - Student Activities Account	200,000	243,397	(43,397)	122%	100%
SGA - Student Government	210,000	225,883	(15,883)	108%	100%
NEA - Federal NEA Grant	25,000	25,000	0	100%	100%
RF28 - Academic Activities, Grants & Projects **	1,000,000	1,731,233	(731,233)	173%	100%
RF56 - Scholarship Accounts **	6,200,000	6,208,734	(8,734)	100%	100%
	11,837,179	10,486,997	1,350,182	89%	83%
<b><u>Revenue Budget Total</u></b>	<b>72,942,874</b>	<b>70,976,254</b>	<b>1,966,620</b>	<b>97%</b>	<b>97%</b>

If (Variance in brackets), the amount of actual revenue that exceeds the fiscal year budget

Student Accounts Receivable and Unallocated Revenue to Trust Funds

0

\*\* Additional information on grants - pages 10 & 11 Scholarships - page 11

**Massachusetts College of Art & Design**  
**Fiscal Year 2016 Fund Balances**  
**July 1, 2015 - June 30, 2016**

	A	B	C	D (B - C)	E (A + D)
	Beginning Balance	Revenue	Expenditures	Current Year	Fund Balance
<b><u>I. Undergraduate Day Program</u></b>					
SMA - State Maintenance Appropriation	N/A	17,898,905	17,898,905	0	N/A
TUI - Tuition Retention	0	7,846,994	7,846,994	0	0
CST - Campus Support Trust	10,467,077	17,250,818	17,767,200	-516,382	9,950,695
	10,467,077	42,996,717	43,513,099	-516,382	9,950,695
<b><u>II. Graduate Programs</u></b>					
PCG - Master's Programs	651,971	2,173,286	2,297,706	-124,420	527,551
	651,971	2,173,286	2,297,706	-124,420	527,551
<b><u>III. CE Programs</u></b>					
PCE - Programs of Continuing Education	4,845	2,602,421	2,887,034	-284,613	-279,768
	4,845	2,602,421	2,887,034	-284,613	-279,768
<b><u>IV. Housing Programs</u></b>					
DOB - Dorm Dining	0	1,614,909	1,614,909	0	0
DOF - Dorm Activity	32,800	11,940	9,473	2,467	35,267
DOR - Dormitory	407,896	1,052,034	1,047,604	4,430	412,326
DRT - Dorm - Artist Residence	2,547,158	3,991,320	4,035,002	-43,682	2,503,476
DTH - Dorm - Tree House	966,746	6,046,630	5,807,548	239,082	1,205,828
	3,954,600	12,716,833	12,514,536	202,297	4,156,897
<b><u>V. Other Programs &amp; Accounts</u></b>					
BRF - State - Building Repairs	N/A	0	0	0	N/A
BRM - State - Building Repairs - Roof Project	N/A	441,701	441,701	0	N/A
EDR - State - Energy Demand Response Prog	N/A	639	639	0	N/A
MRA - State - Mass Rehab ADA Assistance	N/A	22,997	22,997	0	N/A
PIF - State - Performance Incentive Grant	N/A	986	986	0	N/A
ASA - Art School Associates	254,425	655	0	655	255,080
BND - Bonds FF&E Acquisitions	0	975,628	975,628	0	0
ECS - Events & College Space Activities	52,789	54,162	62,172	-8,010	44,779
EMS - Educational Materials & Supplies	0	41,676	41,676	0	0
INS - Student Health Insurance	0	460,572	460,572	0	0
PAS - MassArt Made	-328,493			0	-328,493
RES - Contingency Reserve Trust	985,205	53,734	0	53,734	1,038,939
SAA - Student Activities Account	-36,985	243,397	246,708	-3,311	-40,296
SGA - Student Government	105,143	225,883	254,858	-28,975	76,168
NEA - Federal NEA Grant	0	25,000	25,000	0	0
RF28 - Academic Activities, Grants & Projects **	432,802	1,731,233	1,747,893	-16,660	416,142
RF56 - Scholarship Accounts **	463,911	6,208,734	6,186,594	22,140	486,051
	1,928,797	10,486,997	10,467,424	19,573	1,948,370
<b><u>Fund Balance Total</u></b>	<b>17,007,290</b>	<b>70,976,254</b>	<b>71,679,799</b>	<b>-703,545</b>	<b>16,303,745</b>

\*\* Additional information on grants - pages 10 & 11 Scholarships - page 11

**Massachusetts College of Art & Design**  
**Fiscal Year 2016 Undergraduate Day Program - Department Budgets**  
**July 1, 2015 - June 30, 2016**

	A	B	C	D
			(A - B)	(B / A)
	<b>Expenditure Budget</b>	<b>Expenditures</b>	<b>Budget Variance</b>	<b>% of Budget Expended</b>
<b><u>Academic Affairs - Instructional Depts</u></b>				
4000 - Undergraduate Studies	2,340,000	2,388,808	-48,808	102%
4100 - Art Education	20,000	18,324	1,676	92%
4200 - Studio Foundation	110,000	102,677	7,323	93%
4330 - Art History	14,500	13,764	736	95%
4360 - Liberal Arts	18,000	18,917	-917	105%
4400 - Communications Design	4,000	4,043	-43	101%
4420 - Animation	135,000	132,731	2,269	98%
4440 - Graphic Design	32,000	33,088	-1,088	103%
4460 - Illustration	48,000	48,180	-180	100%
4500 - Environmental Design	19,000	20,533	-1,533	108%
4530 - Architecture	12,600	12,162	438	97%
4550 - Fashion	43,650	43,352	298	99%
4551 - Fashion/ Senior Show	20,000	123,135	-103,135	N/A
4552 - Fashion Show (Junior)	7,050	0	7,050	0%
4570 - Industrial Design	13,300	12,335	965	93%
4600 - Fine Arts 2D	5,000	3,708	1,292	74%
4640 - Painting	22,629	23,239	-610	103%
4680 - Printmaking	35,000	34,354	646	98%
4700 - Fine Arts 3D	27,500	24,199	3,301	88%
4710 - Ceramics	36,239	36,801	-562	102%
4720 - Fibers	20,000	20,224	-224	101%
4730 - Glass	58,200	54,074	4,126	93%
4740 - Jewelry & Metalsmithing	29,100	30,092	-992	103%
4750 - Sculpture	53,350	45,128	8,222	85%
4760 - Woodshop	29,100	28,816	284	99%
4810 - Film	71,000	70,150	850	99%
4820 - Photo	125,130	123,778	1,352	99%
4830 - SIM	100,000	97,896	2,104	98%
4840 - Video	72,500	74,622	-2,122	103%
<b><u>Academic Affairs - Support Departments</u></b>				
3000 - V.P. Academic Affairs	74,020	63,996	10,024	86%
3010 - Adderley Lecture Series	10,000	9,251	749	93%
3015 - Sustainability Curriculum Project	6,000	5,976	24	100%
3040 - Departmental Academic Technology	290,000	270,956	19,044	93%
3050 - Academic Compass Program	21,242	20,086	1,156	95%
3060 - Writing Center	31,600	31,144	456	99%
3070 - Center For Art & Community	21,883	22,099	-216	101%
3090 - Academic Support Specialist	118,460	122,553	-4,093	103%
3100 - Registrar	38,800	11,617	27,183	30%
3200 - Academic Advising	10,000	5,134	4,866	51%
3400 - Curatorial Programs & Professional Galleries	163,930	164,564	-634	100%
3425 - President's Gallery	10,000	9,994	6	100%
3600 - Library	291,200	304,061	-12,861	104%
3800 - Design & Media Center	10,000	11,103	-1,103	111%

**Massachusetts College of Art & Design**  
**Fiscal Year 2016 Undergraduate Day Program - Department Budgets**  
**July 1, 2015 - June 30, 2016**

	A	B	C (A - B)	D (B / A)
	Expenditure Budget	Expenditures	Budget Variance	% of Budget Expended
<b><u>Student Development Departments</u></b>				
2000 - V.P. Student Development	20,512	21,620	-1,108	105%
2010 - Visitors Apartment	3,280	2,963	317	90%
2015 - Leadership	3,690	4,313	-623	117%
2040 - Multicultural Programs	10,676	11,232	-556	105%
2045 - Volunteer	4,280	4,298	-18	100%
2050 - Commencement Activities	126,895	138,694	-11,799	109%
2060 - College Events	18,081	44,378	-26,297	N/A
2090 - Title IX	5,000	2,913	2,087	58%
2100 - Career Services	17,979	16,386	1,593	91%
2200 - Campus Center	27,388	35,312	-7,924	129%
2250 - Wellness Center	223,450	168,510	54,940	75%
2300 - Student Activities	18,692	21,545	-2,853	115%
2320 - Student Activities - MAC Board	13,530	12,650	880	93%
2350 - Transition & Commuter	72,406	68,696	3,710	95%
2360 - Dean of Students	6,460	6,643	-183	103%
2400 - Health Services	183,229	108,974	74,255	59%
2450 - Counseling Services	80,050	81,480	-1,430	102%
2600 - Public Safety	135,300	128,559	6,741	95%
2620 - WIT Parking	123,922	158,189	-34,267	128%
2700 - International Education	19,740	11,068	8,672	56%
2721 - Int Travel Prog I - Cuba	50,000	59,968	-9,968	120%
2722 - Int Travel Prog II - England/Ireland	50,000	68,381	-18,381	137%
2723 - Int Travel Prog III - India	50,000	86,151	-36,151	172%
2724 - Int Travel Prog IV - Mexico	50,000	0	50,000	0%
2725 - Int Travel Prog V - Italy	50,000	51,128	-1,128	102%
2726 - Int Travel Prog VI - Austria	50,000	0	50,000	0%
2727 - Int Travel Prog VII - Turkey	50,000	15,106	34,894	30%
2728 - Int Travel Prog VIII - Cruise	50,000	0	50,000	0%
2740 - AICAD - Off Campus Program	9,692	9,692	0	100%
<b><u>President's Departments</u></b>				
1000 - Office of the President	179,000	160,787	18,213	90%
1050 - Community Initiatives	12,500	8,775	3,725	70%
1060 - Legal Fees	175,000	164,614	10,386	94%
1070 - Strategic Initiatives	242,000	252,364	-10,364	104%
1300 - Institution Research	13,400	12,286	1,114	92%
<b><u>Institutional Advancement Departments</u></b>				
1400 - V.P. Institutional Advancement	46,743	40,407	6,336	86%
1420 - IA - Annual Giving	55,210	54,697	513	99%
1430 - IA - Major Gifts	9,285	7,480	1,805	81%
1450 - IA - Alumni Relations	83,421	75,990	7,431	91%
1460 - IA - Institutional Support	11,925	9,493	2,432	80%
1470 - IA - Fundraising Events	16,000	15,710	290	98%
1200 - Marketing	276,000	316,662	-40,662	115%
1220 - Marketing - Website	142,000	210,122	-68,122	148%



**Massachusetts College of Art & Design**  
**Fiscal Year 2016 Undergraduate Day Program - Department Budgets**  
**July 1, 2015 - June 30, 2016**

	A	B	C (A - B)	D (B / A)
	Expenditure Budget	Expenditures	Budget Variance	% of Budget Expended
<b><u>Administration &amp; Finance Departments</u></b>				
5000 - V.P. Admin & Finance	202,800	232,696	-29,896	115%
1500 - Civil Rights Compliance & Diversity	5,432	5,308	124	98%
1800 - ADA Compliance	50,520	44,809	5,711	89%
3300 - Admissions	374,400	371,050	3,350	99%
3350 - Admissions/Catalogue & Marketing	113,000	105,597	7,403	93%
3370 - Admissions Enrollment Initiative	83,000	81,166	1,834	98%
5100 - Administrative Services	10,000	9,415	585	94%
5110 - Central Services	121,250	105,515	15,735	87%
5120 - Fenway Cash	33,000	28,989	4,011	88%
5200 - Financial Aid	9,700	14,159	-4,459	146%
5300 - Fiscal Affairs	145,000	142,346	2,654	98%
5400 - Technology - Office of the CIO	61,050	43,915	17,135	72%
3700 - Academic Technology Service	226,798	189,786	37,012	84%
3740 - Technology Teaching & learning	42,100	38,200	3,900	91%
5440 - Enterprise Systems	314,000	349,804	-35,804	111%
5460 - Technology - Infrastructure	371,700	396,560	-24,860	107%
5480 - Technology - Client Services	155,500	169,742	-14,242	109%
5490 - Technology - Printing Services	245,702	231,894	13,808	94%
5600 - Human Resources	78,500	85,995	-7,495	110%
5970 - Colleges Of The Fenway	279,902	289,051	-9,149	103%
6200 - Facilities	810,000	942,638	-132,638	116%
<b><u>Administration &amp; Finance - Other</u></b>				
6210 - Utilities	1,775,000	2,029,684	-254,684	114%
6240 - Furniture Renewal	100,000	55,555	44,445	56%
6300 - Capital Renewal	300,000	495,933	-195,933	165%
6350 - Cafeteria Project - Debt Service	277,000	298,729	-21,729	108%
6375 - Kennedy Center Project - Debt Service	840,000	835,806	4,194	100%
6376 - Debt Service Projects	220,000	215,500	4,500	98%
6377 - Debt Service D&M 5M	415,000	398,100	16,900	96%
6378 - Debt Service D&M 8M	625,000	609,043	15,957	97%
<b><u>Payroll &amp; Other Departments</u></b>				
9966 - Payroll - Temporary Help	85,000	130,039	-45,039	153%
9977 - Estimated State Fringe Benefit Cost	0	61,096	-61,096	N/A
9988 - Other Payroll Related Costs	650,000	666,884	-16,884	103%
9999 - State Payroll	26,800,000	26,478,194	321,806	99%
0000 - Budget Reserve	160,000	0	160,000	N/A
<b><u>Operating Account Total</u></b>	<b>43,386,073</b>	<b>43,513,098</b>	<b>-127,025</b>	<b>100%</b>

**Massachusetts College of Art & Design**  
**Fiscal Year 2016 - Academic Activities, Grants, Special Projects & Scholarship Accounts**  
**July 1, 2015 - June 30, 2016**

	A	B	C	D (A + B - C)
	Beginning Balance	Revenue	Expenditures	Account Balance
<b><u>FDA Academic Affairs &amp; Administration</u></b>				
FDA - 1400 Institutional Advancement	421	166,742	169,970	-2,807
FDA - 2028 AICAD Conference	1,021	2,630	3,651	0
FDA - 2110 Student Internship Program	949	154,711	155,434	226
FDA - 3070 Center for Arts & Community Partnerships	50,416	34,034	37,634	46,816
FDA - 3076 Riley Foundation	5,803	25,000	14,983	15,820
FDA - 5501 EP - Creative Economy	720		720	0
FDA - 6380 Center for Contemporary Art Project	0	1,000,000	1,000,000	0
<b><u>FDF Faculty</u></b>				
FDF - 3015 Sustainability Project	0	6,000	1,325	4,675
FDF - 4301 Nineveh Project	24,980			24,980
FDF - 4401 Design Project	2,387			2,387
FDF - 4420 CD - Animation	1,185		37	1,148
FDF - 4440 CD - Graphic Advocacy	4,555	5,900	4,657	5,798
FDF - 4441 CD - Graphic Design	306	400		706
FDF - 4460 CD - Illustration	274			274
FDF - 4500 Environmental Design	3,932		3,772	160
FDF - 4551 Fashion Dept/Senior Show	10,055	36,000	28,718	17,337
FDF - 4600 Fine Arts 2D	36,142	4,202	5,089	35,255
FDF - 4680 Printmaking	34,552	2,860	4,867	32,545
FDF - 4730 Glass	2,450	663	663	2,450
FDF - 4740 Jewelry & Metalsmithing	4,494	4,810		9,304
FDF - 4750 Sculpture	929	500		1,429
FDF - 4820 Photo	16,021	8,183	24,204	0
FDF - 4830 SIM	237	2,538	1,237	1,538
<b><u>FDL Library</u></b>				
FDL - 3601 Godine-General	4,677	9,132	5,205	8,604
<b><u>FDX &amp; FDV Curatorial</u></b>				
FDV - 3501 Vis Art-Vis Art Discretionary	0	19,270	0	19,270
FDV - 3502 Vis Art-Gallery Education	34,675	25,200	40,382	19,493
FDX - 3401 EXH-Discretionary	17,225	14,360	15,241	16,344

**Massachusetts College of Art & Design**  
**Fiscal Year 2016 - Academic Activities, Grants, Special Projects & Scholarship Accounts**  
**July 1, 2015 - June 30, 2016**

**GCE Grad & Continuing Educ**

GCE - 7903 GCE-PCE Grants & Program Devel  
 GCE - 7905 GCE-Artward Bound  
 GCE - 7906 GCE-Nuckolls Grant  
 GCE - 7920 GCE-Dual Enrollment Grant

**Total - Projects & Grants**

	A	B	C	D (A + B - C)
	Beginning Balance	Revenue	Expenditures	Account Balance
	13,715	76,205	40,350	49,570
	159,631	118,072	182,224	95,479
	1,050	7,000	709	7,341
	0	6,821	6,821	0
	<b>432,802</b>	<b>1,731,233</b>	<b>1,747,893</b>	<b>416,142</b>

**Awards, Scholarships & Endowments**

FDD - 5250 Scholarship Damon/Levy  
 FDS - 1400 Foundation Commencement Awards  
 FDS - 4000 Academic Scholarships  
 FHS - 5250 Highland Street Scholarships  
 FSS - 5250 Steward FND Scholarships  
 FTS - 3020 Endow Interest for Academic Travel Scholarships

GSP - 7200 Graduate Scholarship Programs  
 MSF - 5250 Financial Aid - College Scholarships,  
 Federal Matching & Fee Waivers

PSW - 5250 Windgate Scholarship Funds

SCH - 5980 MassArt Held Endowments  
 SCH - 5980 MassArt State Held Endowments

**Total - Scholarships**

	11,886	78,764	69,912	20,738
	22,679	39,170	44,805	17,044
	-969	168,392	162,809	4,614
	27,500	25,000	27,500	25,000
	30,000	30,000	27,000	33,000
	12,841	66,699	53,410	26,130
	0	241,735	241,735	0
	203,266	5,428,795	5,426,641	205,420
	102,500	130,000	132,500	100,000
	29,235	75	182	29,128
	24,973	104	100	24,977
	<b>463,911</b>	<b>6,208,734</b>	<b>6,186,594</b>	<b>486,051</b>

**Massachusetts College of Art & Design**  
**Fiscal Year 2016 Other Financial Activity**  
**July 1, 2015 - June 30, 2016**

	Amount	Federal	State	MassArt *	Other
<b><u>Federal &amp; State Financial Aid Programs</u></b>					
BHE FA Misc Programs	72,672		72,672		
College Work Study	150,364	88,712		61,652	
Mass Higher Educ Scholarships	228,600		228,600		
No Interest Loan Program	37,500		37,500		
Pell Grants	2,147,747	2,147,747			
Perkins Loan	39,500				39,500
Part Time Student Grants	2,000		2,000		
SEOG	125,678	96,056		29,622	
Tuition Cash Grants	300,685		300,685		
	3,104,746	2,332,515	641,457	91,274	39,500
<b><u>Federal Direct Loan Programs</u></b>					
Direct Loan Plus	3,127,203	3,127,203			
Direct Loan Stafford	3,662,330	3,662,330			
Direct Loan Unsub Stafford	4,200,357	4,200,357			
	10,989,890	10,989,890			
<b><u>Other Loan Programs</u></b>					
Alternative Third Party Loans	3,331,069				
	3,331,069				
<b><u>Outside Student Scholarships</u></b>					
	608,748				
	608,748				
<b><u>State Waivers</u></b>					
Reduction of Tuition Retention Revenue					
State Tuition Waivers - Programs	145,581				
	145,581				
<b><u>State Fringe</u></b>					
State Fringe Benefits - indirect funding & cost	7,425,316				
	7,425,316				
<b><u>Grad &amp; CE Waivers</u></b>					
Reduction Graduate Tuition Revenue	59,550				
Reduction of PCE Tuition Revenue	144,951				
	204,501				
<b><u>Joslin Loan Program</u></b>					
	0				
<b><u>Other Activity Total</u></b>	<b>25,809,851</b>				

<< Year End Calculation FY2016 Rate 29.17% of AA

\* MassArt Federal Matching of Financial Aid is included in the MassArt Scholarship Account

**Massachusetts College of Art & Design**  
**Fiscal Year 2016 Departmental Expenditure Summary**  
**July 1, 2015 - June 30, 2016**

<b>Account Categories</b>		<b>Expenditures</b>
I	Undergraduate Day Program	43,513,099
II	Graduate Programs	2,297,706
III	CE Programs	2,887,034
IV	Housing Programs	12,514,536
V	Other Programs & Accounts	10,467,424
Sub Total - Direct Expenditures		71,679,799
Plus - Fringe Benefits - Indirect State - Undergraduate Program		7,425,316
Total MassArt Expenditures		<b>79,105,115</b>

**Departmental Expenditure Summary Including Payroll & Fringe Distribution**

**1000 's Series**

1000	OFFICE OF THE PRESIDENT	741,688	
1050	COMMUNITY INITIATIVES	8,775	
1060	LEGAL FEES	164,614	
1070	STRATEGIC INITIATIVES	252,364	
1200	MARKETING	615,384	
1220	MARKETING WEBSITE	210,122	
1300	INSTITUTIONAL RESEARCH	280,929	
1400	VP INSTITUTIONAL ADVANCEMENT	1,427,381	
1420	IA - INDIVIDUAL GIVING	54,697	
1430	IA - MAJOR GIFTS	7,480	
1450	IA - ALUMNI RELATIONS	75,990	
1460	IA - INSTITUTIONAL SUPPORT	9,493	
1470	SPECIAL RECEPTIONS	15,710	
1500	CIVIL RIGHTS COMPL & DIV	130,164	
1800	ADA COMPLIANCE	67,806	
1900	ART SCHOOL ASSOC	0	
<b>Sub-Total</b>			<b>4,062,597</b>

**2000 's Series**

2000	STUDENT DEVELOPMENT	475,164
2010	VISITORS APARTMENT	2,963
2015	LEADERSHIP	4,313
2028	AICAD CONFERENCE	3,651
2040	MULTICULTURAL PROGRAMS	11,232
2045	VOLUNTEER	4,298
2050	COMMENCEMENT ACTIVITIES	138,694
2060	COLLEGE EVENTS	184,899
2090	TITLE IX	2,913
2100	CAREER SERVICES	250,215
2110	STUDENT INTERNSHIP PROGRAM	155,434

**Massachusetts College of Art & Design**  
**Fiscal Year 2016 Departmental Expenditure Summary**  
**July 1, 2015 - June 30, 2016**

**2000 's Series +**

2200	CAMPUS CENTER	35,312
2250	WELLNESS CENTER	168,510
2300	STUDENT ACTIVITES	250,613
2310	SAF/HOLIDAY SALE ACTV.	121,469
2320	STUDENT ACTIVITIES - MAC BOARD	12,650
2350	TRANSITION PROGRAMS	147,077
2360	DEAN OF STUDENTS	6,643
2400	HEALTH SERVICES	407,516
2430	INSURANCE - STATE	553,016
2450	COUNSELING SERVICES	81,480
2500	HOUSING - DORMITORY	3,059,986
2560	HOUSING - ARTIST RESIDENCE	4,035,002
2580	HOUSING - TREEHOUSE	5,807,548
2600	PUBLIC SAFETY	2,200,532
2620	WIT - PARKING	158,189
2700	INTERNATIONAL EDUCATION	195,670
2721	THRU 2727 - INT TRAVEL PROGRAMS	280,735
2740	AICAD OFF-CAMPUS PROGRAM	9,692
2900	THRU 2999 - SGA - CLUBS & DEPTS	254,858

**Sub-Total**

**19,020,272**

**3000 's Series**

3000	VP ACADEMIC AFFAIRS	672,695
3010	ADDERLEY LECTURE SERIES	9,251
3015	SUSTAINABILITY CURR PROJECT	7,301
3020	ENDOW.INT FOR ACADEMIC	7,410
3040	DEPT ACADEMIC TECHNOLOGY	270,956
3050	ACADEMIC COMPASS PROGRAM	20,086
3060	WRITING CENTER	31,144
3070	CENTER FOR ART & COMMUNITY	332,475
3076	CACP - RILEY FOUNDATION	14,983
3090	ACADEMIC SUPPORT SPECIALIST	190,045
3100	REGISTRAR	337,774
3200	ACADEMIC ADVISING	308,269
3300	ADMISSIONS	1,517,313
3310	PORTFOLIO ACTIVITIES	0
3350	ADMISSIONS - CATALOGUE & MARKETING	105,597
3370	ADMISSIONS ENROLL INITIATIVE	81,166
3400	CURATORIAL	649,665
3401	EXH-DISCRETIONARY	15,241
3425	PRESIDENT'S GALLERY	9,994
3502	GALLERY EDUCATION	40,382
3600	LIBRARY	1,162,207
3601	GODINE-GENERAL	5,205
3700	ACADEMIC TECHNOLOGY SERVICES	552,896
3740	TECH FOR TEACHING & LEARNING	273,823
3800	DESIGN & MEDIA CENTER	986,731

**Sub-Total**

**7,602,609**

**Massachusetts College of Art & Design**  
**Fiscal Year 2016 Departmental Expenditure Summary**  
**July 1, 2015 - June 30, 2016**

**4000 's Series**

4000	UNDERGRADUATE STUDIES - Allocation out of 2.4m	0
4100	ART EDUCATION	1,021,355
4200	STUDIO FOUNDATION	2,194,785
4300	CRITICAL STUDIES	64,954
4330	CS - ART HISTORY	1,315,282
4360	CS - LIBERAL ARTS	1,847,473
4400	COMMUNICATIONS DESIGN	164,023
4420	CDESIGN - ANIMATION	1,062,164
4440	CDESIGN - GRAPHIC DESIGN	1,079,061
4460	CDESIGN - ILLUSTRATION	1,375,821
4500	ENVIRONMENTAL DESIGN	262,509
4530	EDESIGN - ARCHITECTURE	664,321
4550	EDESIGN - FASHION	819,476
4551	FASHION DEPT/SENIOR SHOW	151,853
4570	EDESIGN - INDUSTRIAL	564,725
4600	FINE ARTS 2D	359,067
4640	PAINTING	897,097
4680	PRINTMAKING	307,991
4700	FINE ARTS 3D	640,292
4710	CERAMICS	290,765
4720	FIBERS	241,022
4730	GLASS	350,553
4740	JEWELRY & METALSMITHING	360,136
4750	SCULPTURE	552,290
4760	WOODSHOP	457,009
4800	MEDIA & PERFORMING ARTS	82,120
4810	FILM	772,603
4820	PHOTO	1,033,222
4830	SIM	777,819
4840	VIDEO	175,872
	<b>Sub-Total</b>	<b>19,885,658</b>

**5000 's Series**

5000	VP ADMIN & FINANCE	731,025
5100	ADMINISTRATIVE SERVICES	394,607
5110	CENTRAL SERVICES	241,604
5120	FENWAY CASH	28,989
5200	FINANCIAL AID	433,704
5250	F/A SCH.ASSIST. & MATCH	103,788
5300	FISCAL AFFAIRS	998,907
5400	TECHNOLOGY - OFFICE OF THE CIO	517,951
5440	TECHNOLOGY - ENTERPRISE SYSTEMS	658,588
5450	TECHNOLOGY - Allocation out to other area	(388,000)
5460	TECHNOLOGY - INFRASTRUCTURE	593,993
5480	TECHNOLOGY - SUPPORT SERVICES	452,247
5490	TECHNOLOGY - PRINTING SERVICES	231,894
5500	EVENTS PLANNING	32,382
5600	HUMAN RESOURCES	483,882
5970	COLLEGE OF THE FENWAY	289,051
	<b>Sub-Total</b>	<b>5,804,612</b>

**Massachusetts College of Art & Design**  
**Fiscal Year 2016 Departmental Expenditure Summary**  
**July 1, 2015 - June 30, 2016**

**6000 's Series**

6200	FACILITIES	4,152,857
6210	UTILITIES/FACILITIES	2,030,323
6240	FURNITURE RENEWALS	55,555
6300	CAPITAL RENEWAL	937,634
6350	CAFERTIA - DEBT SERVICE	298,729
6375	KENNEDY CENTER PROJECT - DS	835,806
6376	DEBT SERVICE PROJECTS 3M	215,500
6377	DEBT SERVICE - D&M 5M	398,100
6378	DEBT SERVICE - D&M 8M	609,043
6380	CTR CONTEMP ART PROJECT	1,000,000

**Sub-Total**

**10,533,546**

**7000 's Series**

7000	PCE ADMINISTRATIVE	0
7100	CE PROGRAM	1,979,554
7200	MFA PROGRAM	1,481,674
7260	MFA - LOW RES BOSTON PROGRAM	185,924
7300	MSAE PROGRAM	155,434
7360	M-ARC	382,230
7410	CERTIFICATE PROGRAM	348,559
7460	ART NEW ENGLAND PROGRAM	193,234
7510	PRE-SEMESTER PROG.	31,132
7610	SUMMER STUDIOS PROGRAM	243,520
7630	SATURDAY STUDIOS PROGRAM	30,370
7640	AFTER SCHOOL STUDIOS PROG	20,516
7650	ARTWARD BOUND - HS PROGRAM	40,150
7903	GCE-PCE SCHOLARSHIP & PROGAM DEVEL	40,350
7905	GCE - ARTWARD BOUND	182,224
7906	GCE - NUCKOLLS GRANT	709
7919	FED - NEA GRANT	25,000
7920	GCE-DUEL ENROLLMENT GRANT K-12	6,821

**Sub-Total**

**5,347,400**

**Other - Depts**

9966	PAYROLL - TEMPORARY HELP	130,039
9977	FRINGE BENEFIT COST - Allocation out of 7.4m	0
9988	OTHER PAYROLL RELATED COSTS	688,073
9999	STATE PAYROLL ORGN - Allocation out of 26.5m	0
FACY	FINANCIAL AID - COLLEGE SUPPORT	6,030,309

**Sub-Total**

**6,848,421**

**Grand Total**

**79,105,115**

**79,105,115**